




Introduction to the Witchcraft Compiler Collection

Jonathan Brossard
@endrazine





TL ; DR

The Witchcraft Compiler Collection is free software (MIT/BSD License).

<https://github.com/endrazine/wcc>

**You can write in Lua, Punk-C or C.
No assembly skills required.**



Who Am I ?

Bypassing pre-boot authentication passwords by instrumenting the BIOS keyboard buffer (practical low level attacks against x86 pre-boot authentication software)

Jonathan Brossard - jonathan@ivizindia.com

Iviz Technosolutions Pvt. Ltd. , Kolkata, India

“The walls between art and engineering exist only in our minds.” – Theo Jansen

Abstract. Pre-boot authentication software, in particular full hard disk encryption software, play a key role in preventing information theft[1]. In this paper, we present a new class of vulnerability affecting multiple high value pre-boot authentication software, including the latest Microsoft disk encryption technology : Microsoft Vista’s Bitlocker, with TPM chip enabled. Because Pre-boot authentication software programmers commonly make wrong assumptions about the inner workings of the BIOS interruptions responsible for handling keyboard input, they typically¹ use the BIOS API without flushing or initializing the BIOS internal keyboard buffer. Therefore, any user input including plain text passwords remains in memory at a given physical location. In this article, we first present a detailed analysis of this new class of vulnerability and generic exploits for Windows and Unix platforms under x86 architectures. Un-

Annexe A : Non exhaustive list of software vulnerable to plain text password leakage

Vulnerable software :

BIOS passwords :

- Award BIOS Modular 4.50pg[33]
- Insyde BIOS V190[34]
- Intel Corp PE94510M.86A.0050.2007.0710.1559 (07/10/2007)
- Hewlett-Packard 68DTT Ver. F.0D (11/22/2005)
- Lenovo 7CETB5WW v2.05 (10/13/2006)

Full disk encryption with pre-boot authentication capabilities :

- Bitlocker with TPM and password based authentication enabled under Microsoft Vista Ultimate Edition
- Truecrypt 5.0 for Windows
- DiskCryptor 0.2.6 for Windows (latest)
- Secu Star DriveCrypt Plus Pack v3.9 (latest)

Hardware Backdooring is practical

Jonathan Brossard (Toucan System)



<https://www.defcon.org/images/defcon-20/dc-20-presentations/Brossard/DEFCON-20-Brossard-Hardware-Backdooring-is-Practical.pdf>

Computing

A Computer Infection that Can Never Be Cured

A hacker demonstrates that code can be hidden inside a new computer to put it forever under remote control, even after upgrades to the hard drive or operating system.

by Tom Simonite August 1, 2012

Meet 'Rakshasa,' The Malware Infection Designed To Be Undetectable And Incurable



Andy Greenberg
FORBES STAFF

Covering the worlds of data security, privacy and hacker culture.

FULL BIO >

Opinions expressed by Forbes Contributors are their own.

Malicious software, like all software, gets smarter all the time. In recent years it's learned to [destroy physical infrastructure](#), [install itself through Microsoft updates](#), and [use human beings as physical "data mules,"](#) for instance. But researcher Jonathan Brossard has innovated a uniquely nasty coding trick: A strain of malware that's nearly impossible to disinfect.

At the Black Hat security conference in Las Vegas Thursday, Brossard plans to present a paper ([PDF here](#)) on "Rakshasa," a piece of proof-of-concept malware that aims to be a "permanent backdoor" in a PC, one that's very difficult to detect, and even harder to remove.



A sculpture of a Rakshasa, the Hindu demon from which Jonathan Brossard's malware experiment takes its name.

What AP
should be.



New SMB Relay Attack Steals User Credentials Over Internet

Researchers found a twist to an older vulnerability that lets them launch SMB relay attacks from the Internet.

BLACK HAT USA -- Las Vegas -- A Windows vulnerability in the SMB file-sharing protocol discovered 14 years ago and partially patched by Microsoft could still be abused via remote attacks, two security researchers demonstrated on stage at the Black Hat security conference on Wednesday.

Microsoft patched the vulnerability years ago, but it was actually a partial fix because it based the patch on the fact that the attacker must already be on the local network, said Jonathan Brossard and Hormazd Billiamoria, two engineers from Salesforce.com. In their session, they demonstrated how the SMB relay attack can be launched remotely from the Internet and seize control of the targeted system.

This is the first vulnerability ever reported to affect the Edge browser

As Mr. Brossard notes, all IE versions are vulnerable, including Microsoft's latest Edge browser, making this "the first attack against Windows 10 and its web browser Spartan."

Additionally, other vulnerable applications include Windows Media Player, Adobe Reader, Apple QuickTime, Excel 2010, Symantec's Norton Security Scan, AVG Free, BitDefender Free, Comodo Antivirus, IntelliJ IDEA, Box Sync, GitHub for Windows, TeamViewer, and many other more.

The [research paper](#) was written before the Windows 10 launch, and obviously before Spartan was renamed to Edge.

The research also includes different mitigation techniques, but according to Mr. Brossard, the most efficient one would be to set up custom PC-level Windows Firewall settings, preventing SMB data from leaking online via specific ports, where an SMB relay can be carried out.


Researchers show how to steal Windows Active Directory credentials from the ... - Computerworld

Posted on August 7, 2015 by [absurdmatrix8201](#)

his they could obtain a new remote shell around the server become accustomed to install malware or perhaps execute bits.

egard to just about all supported versions regarding th Internet Explorer, which helps make it the first remote intly released Windows ten as well as Microsoft Edge said.

credentials more than your Web could be also ideal for currently inside any nearby network, but don't get leges. This would prevent credential leaks, yet isn't l in the chronilogical grow older of employee mobility as uting, in accordance with Brossard. This particular can aking use of specialized hardware rigs as well as services trength of multiple GPUs.



Disclaimer



DISCLAIMER

- My employers are not associated with this talk in any way.
- This is my personal research.

Legal help

- This talk received help from the EFF.
- Warmest thank you to Nate Cardozo, Andrew Crocker and Mitch Stoltz

Free legal advising to security researchers :

<https://www.eff.org/>

<https://www.eff.org/issues/coders/reverse-engineering-faq>



ELECTRONIC FRONTIER FOUNDATION
DEFENDING YOUR RIGHTS IN THE DIGITAL WORLD



Agenda

- WCC components
- “Libifying” a binary
- Unlinking binaries
- Crossing a Fish and a Rabbit
- Introduction to Witchcraft
- Binary “reflection” without a VM
- Towards binary self awareness
- Future work



WCC : components

WCC Components

Binaries (C):

wld : witchcraft linker

wcc : witchcraft core compiler

wsh : witchcraft shell : dynamic interpreter + scripting engine

Scripts (lua, ...):

wcch : witchcraft header generator

wldd : witchcraft compiler flags generator

...

Host machine : GNU/Linux x86_64 (mostly portable to POSIX systems).



Wld : “Libification”

Transforming an ELF executable binary into an ELF shared library.

DEMOS

Libification of proftpd

Libification of proftpd

```
jonathan@blackbox: ~  
Fichier Édition Affichage Rechercher Terminal Aide  
jonathan@blackbox:~$ cp /usr/sbin/proftpd /tmp/  
jonathan@blackbox:~$ file /tmp/proftpd |grep --color executable  
/tmp/proftpd: ELF 64-bit LSB executable, x86-64, version 1 (SYSV), dynamically  
linked (uses shared libs), for GNU/Linux 2.6.15, BuildID[sha1]=30912def5c0831842  
4e43362f5b5f17a72c26a59, stripped  
jonathan@blackbox:~$ wld -libify /tmp/proftpd  
jonathan@blackbox:~$ file /tmp/proftpd |grep --color "shared object"  
/tmp/proftpd: ELF 64-bit LSB shared object, x86-64, version 1 (SYSV), dynamical  
ly linked (uses shared libs), for GNU/Linux 2.6.15, BuildID[sha1]=30912def5c0831  
8424e43362f5b5f17a72c26a59, stripped  
jonathan@blackbox:~$  
jonathan@blackbox:~$  
jonathan@blackbox:~$ /tmp/proftpd --version  
ProFTPD Version 1.3.3d  
jonathan@blackbox:~$
```

We really patched 1 byte only

```
jonathan@blackbox: ~
Fichier Édition Affichage Rechercher Terminal Aide
/tmp/proftpd
0000 0000: 7F 45 4C 46 02 01 01 00 00 00 00 00 00 00 00 00 .ELF....
0000 0010: 03 00 3E 00 01 00 00 00 70 D7 40 00 00 00 00 00 .>..... p.@....
0000 0020: 40 00 00 00 00 00 00 00 80 15 0A 00 00 00 00 00 @.....
0000 0030: 00 00 00 00 40 00 38 00 09 00 40 00 1C 00 1B 00 ...@.8. ..@....
0000 0040: 06 00 00 00 05 00 00 00 40 00 00 00 00 00 00 00 .....@.....
0000 0050: 40 00 40 00 00 00 00 00 40 00 40 00 00 00 00 00 @.@..... @.@.....
0000 0060: F8 01 00 00 00 00 00 00 F8 01 00 00 00 00 00 00 .....
0000 0070: 08 00 00 00 00 00 00 00 03 00 00 00 04 00 00 00 .....
0000 0080: 38 02 00 00 00 00 00 00 38 02 40 00 00 00 00 00 8..... 8.@.....
/usr/sbin/proftpd
0000 0000: 7F 45 4C 46 02 01 01 00 00 00 00 00 00 00 00 00 .ELF....
0000 0010: 02 00 3E 00 01 00 00 00 70 D7 40 00 00 00 00 00 .>..... p.@....
0000 0020: 40 00 00 00 00 00 00 00 80 15 0A 00 00 00 00 00 @.....
0000 0030: 00 00 00 00 40 00 38 00 09 00 40 00 1C 00 1B 00 ...@.8. ..@....
0000 0040: 06 00 00 00 05 00 00 00 40 00 00 00 00 00 00 00 .....@.....
0000 0050: 40 00 40 00 00 00 00 00 40 00 40 00 00 00 00 00 @.@..... @.@.....
0000 0060: F8 01 00 00 00 00 00 00 F8 01 00 00 00 00 00 00 .....
0000 0070: 08 00 00 00 00 00 00 00 03 00 00 00 04 00 00 00 .....
0000 0080: 38 02 00 00 00 00 00 00 38 02 40 00 00 00 00 00 8..... 8.@.....

Arrow keys move F find RET next difference ESC quit T move top
C ASCII/EBCDIC E edit file G goto position Q quit B move bottom
```

libification

```
typedef struct
{
    unsigned char e_ident[EI_NIDENT];    /* Magic number and
other info */
    Elf64_Half    e_type;                /* Object file type */
    Elf64_Half    e_machine;              /* Architecture */
    Elf64_Word    e_version;              /* Object file version */
    Elf64_Addr    e_entry;                /* Entry point virtual address
*/
    Elf64_Off     e_phoff;                /* Program header table file
offset */
    Elf64_Off     e_shoff;                /* Section header table file
offset */
    Elf64_Word    e_flags;                 /* Processor-specific flags */
    Elf64_Half    e_ehsize;                /* ELF header size in bytes */
    Elf64_Half    e_phentsize;            /* Program header table
```

Using our new shared library

```
jonathan@blackbox: ~/defcon2016/proftpd
Fichier  Édition  Affichage  Recherche  Terminal  Aide
jonathan@blackbox:~/defcon2016/proftpd$ ccat Makefile
CC      :=      gcc
CFLAGS  :=      -W -Wall
LDFLAGS :=      -ldl -T script.lds

all::
    cp /usr/sbin/proftpd /tmp
    wld -libify /tmp/proftpd
    mv /tmp/proftpd /tmp/proftpd.so
    $(CC) $(CFLAGS) demo0.c -o demo0 $(LDFLAGS)
    $(CC) $(CFLAGS) demo1.c -o demo1 $(LDFLAGS)
    $(CC) $(CFLAGS) demo2.c -o demo2 $(LDFLAGS)
    $(CC) $(CFLAGS) demo3.c -o demo3 $(LDFLAGS)

clean::
    rm demo1 demo2 demo3 ./*.c~
jonathan@blackbox:~/defcon2016/proftpd$ ccat demo1.c
/**
 * Calling pr_version_get_str() from Proftpd.so
 *
 * endrazine for Defcon 24 // August 2016
 */
#include <stdio.h>
#include <dlfcn.h>

int main(void){
    char* (*getversion)() = NULL;
    void *handle;
    handle = dlopen("/tmp/proftpd.so", RTLD_LAZY);
    getversion = dlsym(handle, "pr_version_get_str");
    printf("Using proftpd.so version: %e[31m%s\e[0m\n", getversion());
    return 0;
}
jonathan@blackbox:~/defcon2016/proftpd$ ./demo1
Using proftpd.so version: 1.3.3d
jonathan@blackbox:~/defcon2016/proftpd$
```



How comes this works ?

We're really creating a "non relocatable" shared library.

ET_DYN and ET_EXEC ELF files are both executable (ASLR support in the kernel)

This is equivalent to creating a shared library with a non NULL base address (equivalent to prelinking)

Note: Amazingly, this shared library is still a valid executable too.

DEMOS

Linking against apache2

Apache2 as a shared library

```
jonathan@blackbox: ~/defcon2016/apache
Fichier Édition Affichage Recherche Terminal Aide
jonathan@blackbox:~/defcon2016/apache$ ccat Makefile
CC      :=      gcc
CFLAGS  :=      -W -Wall
LDFLAGS :=      /usr/sbin/apache2

all::
    $(CC) $(CFLAGS) ap2version.c -o ap2version $(LDFLAGS)
jonathan@blackbox:~/defcon2016/apache$ ccat ap2version.c
/**
 * Calling ap_get_server_banner() from /usr/sbin/apache2
 *
 * endrazine for Defcon 24 // August 2016
 */
#include <stdio.h>

void *ap_get_server_banner();

int main (void){
    printf("Server banner: \e[31m%s\e[0m\n", ap_get_server_banner());
    return 0;
}
jonathan@blackbox:~/defcon2016/apache$ ./ap2version
Server banner: Apache/2.4.7
jonathan@blackbox:~/defcon2016/apache$
```


Apache2 as a shared library

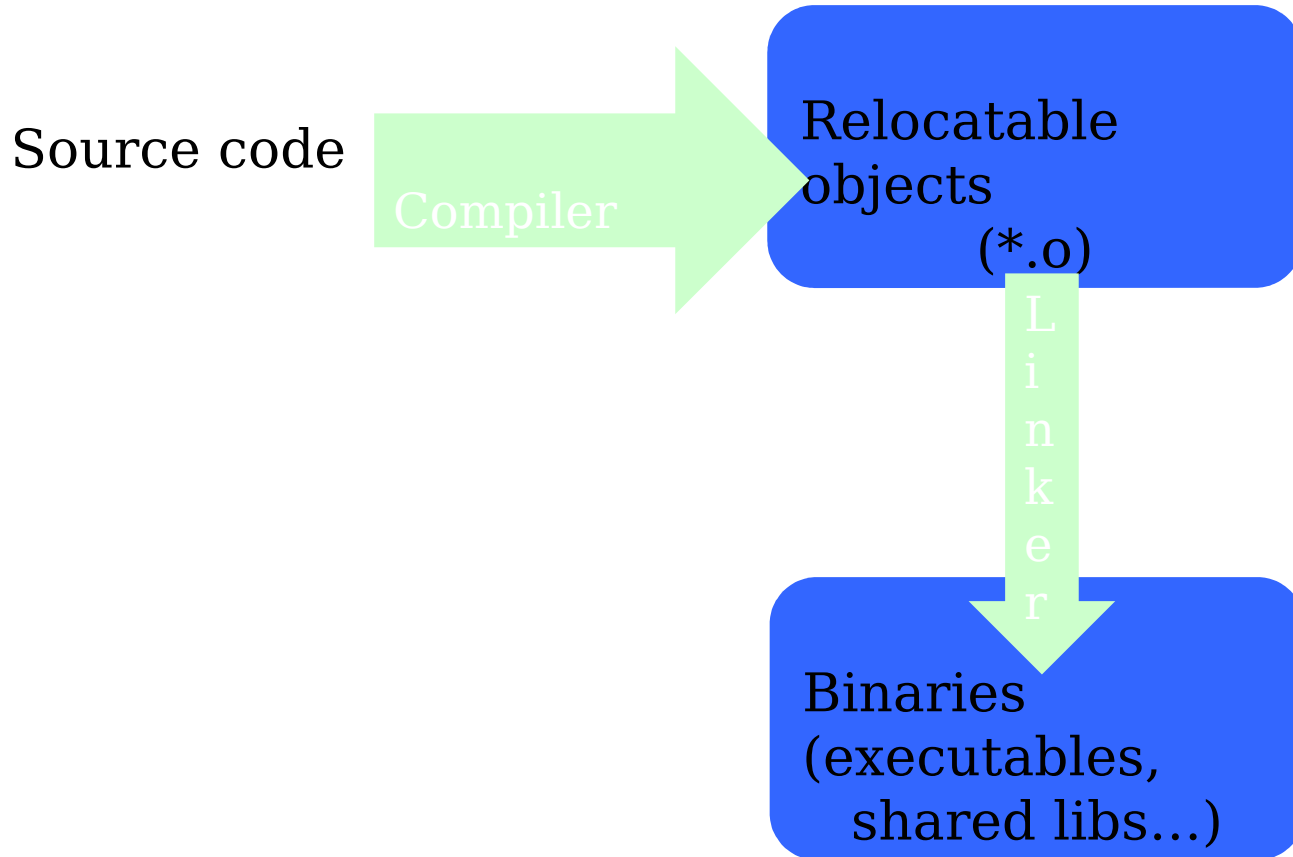
```
jonathan@blackbox: ~/defcon2016/apache
Fichier Édition Affichage Rechercher Terminal Aide
jonathan@blackbox:~/defcon2016/apache$ ldd ./ap2version
linux-vdso.so.1 => (0x00007ffea3a74000)
/usr/sbin/apache2 (0x00007f501a033000)
libc.so.6 => /lib/x86_64-linux-gnu/libc.so.6 (0x00007f5019c6e000)
libpcre.so.3 => /lib/x86_64-linux-gnu/libpcre.so.3 (0x00007f5019a30000)
libaprutil-1.so.0 => /usr/lib/x86_64-linux-gnu/libaprutil-1.so.0 (0x00007f5019809000)
libapr-1.so.0 => /usr/lib/x86_64-linux-gnu/libapr-1.so.0 (0x00007f50195d8000)
libpthread.so.0 => /lib/x86_64-linux-gnu/libpthread.so.0 (0x00007f50193ba000)
/lib64/ld-linux-x86-64.so.2 (0x00007f501a2d2000)
libcrypt.so.1 => /lib/x86_64-linux-gnu/libcrypt.so.1 (0x00007f5019181000)
libexpat.so.1 => /lib/x86_64-linux-gnu/libexpat.so.1 (0x00007f5018f57000)
libuuid.so.1 => /lib/x86_64-linux-gnu/libuuid.so.1 (0x00007f5018d52000)
libdl.so.2 => /lib/x86_64-linux-gnu/libdl.so.2 (0x00007f5018b4e000)
jonathan@blackbox:~/defcon2016/apache$
```



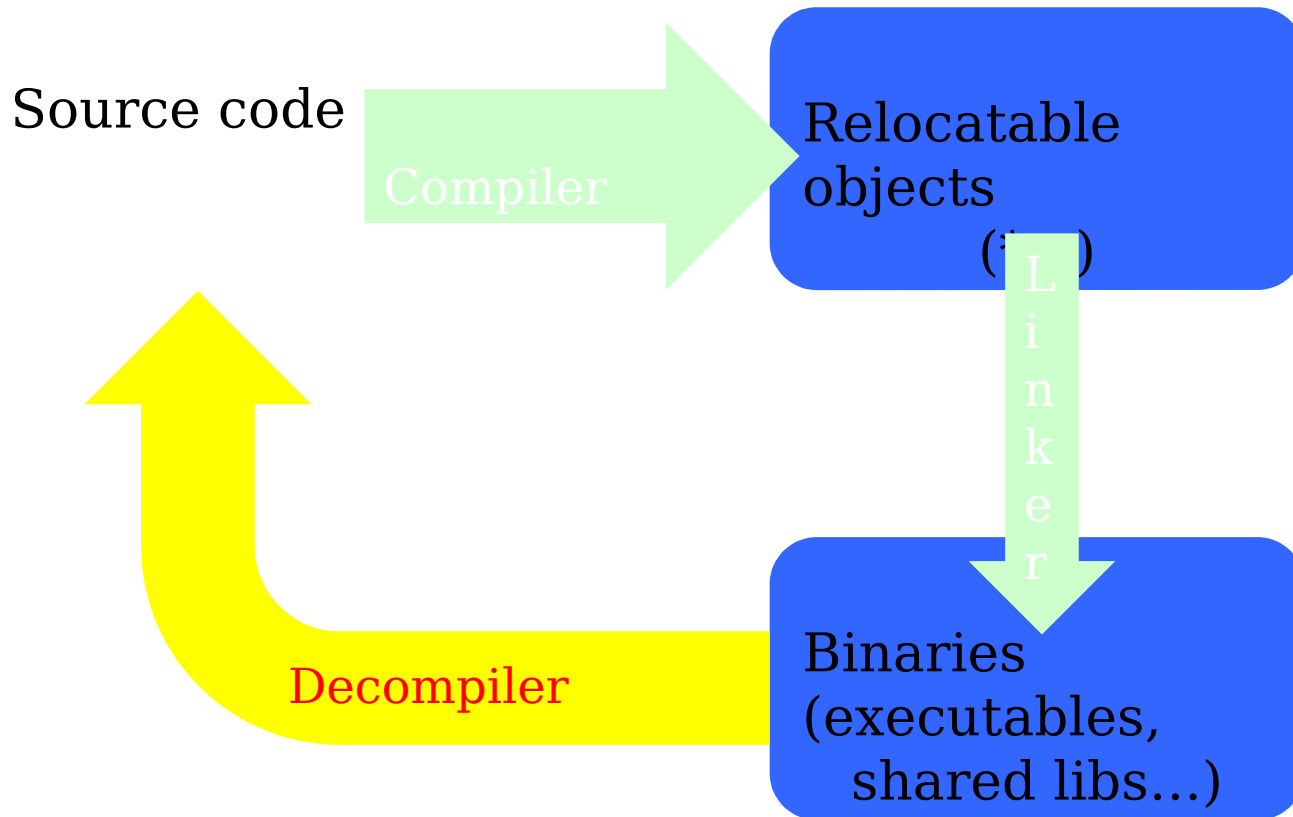
Wcc : “unlinking”

The typical approach to reverse engineering is to transform binaries or shared libraries back to source code. Instead, we aim at transforming final binaries or shared libraries back to ELF relocatable objects, that can later be relinked normally (using gcc/ld) into executables or shared objects.

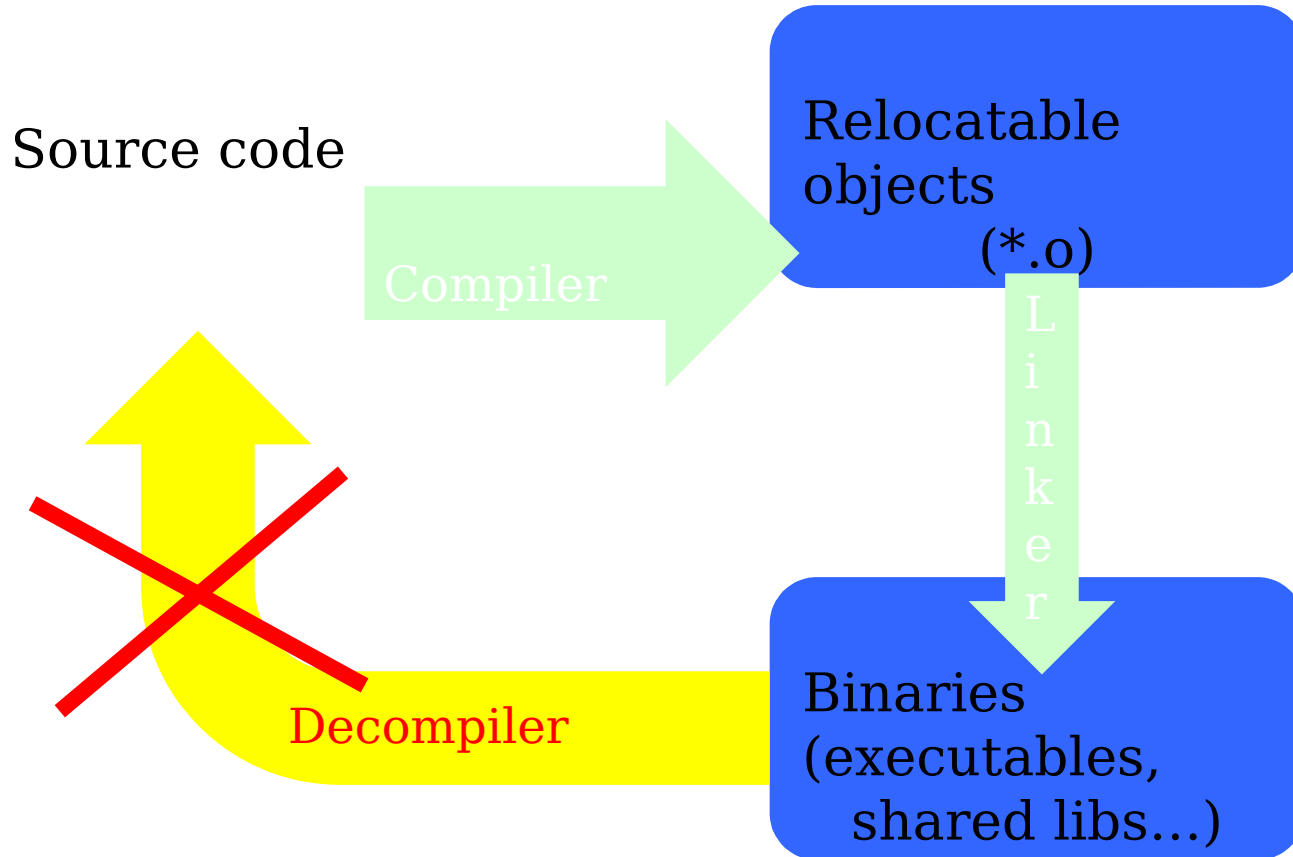
Wcc : “unlinking”



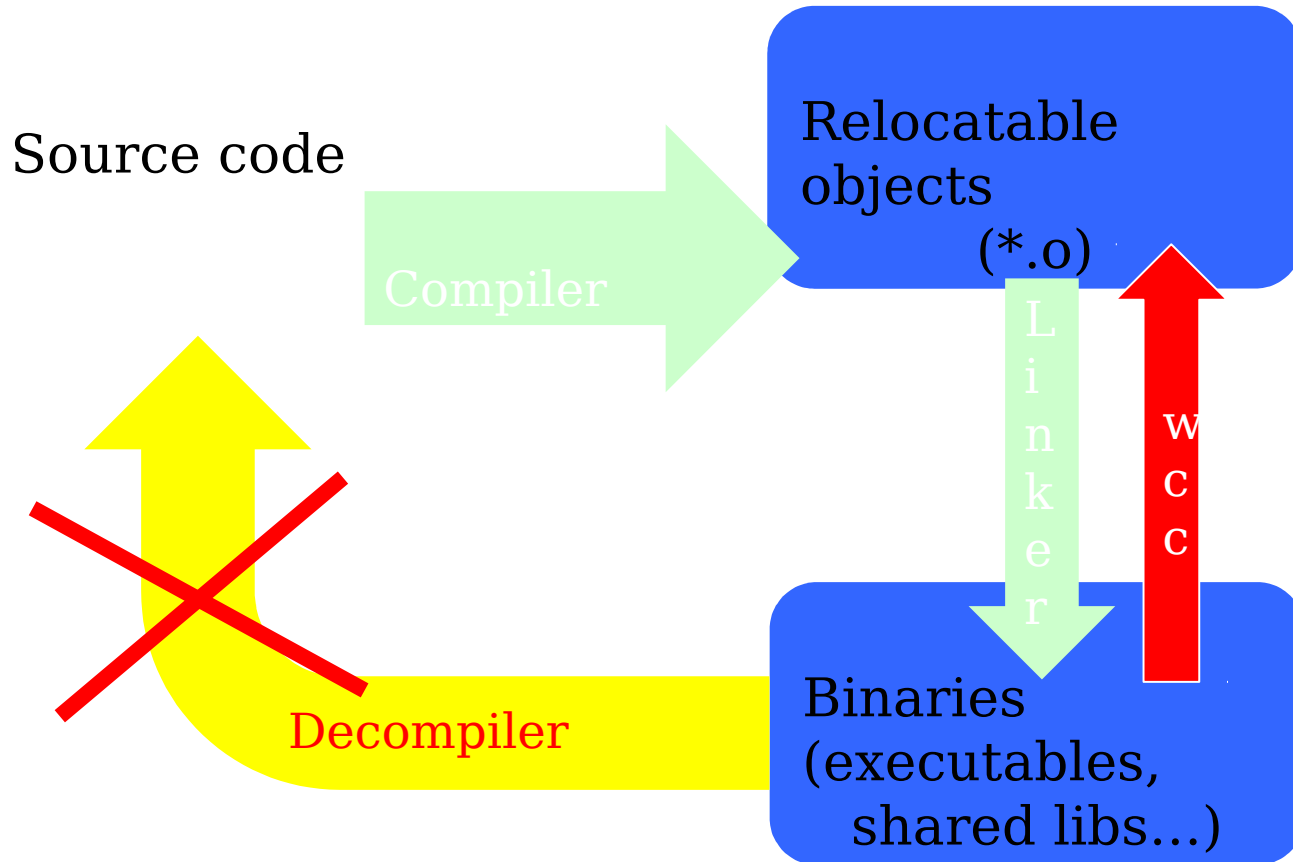
Wcc : “unlinking”



Wcc : "unlinking"



unlinking



WCC : Command line

The command line is made to resemble the syntax of gcc :

```
jonathan@blackbox: ~/wcc/bin
Fichier Édition Affichage Rechercher Terminal Aide
jonathan@blackbox:~/wcc/bin$ ./wcc
Witchcraft Compiler Collection (WCC) version:0.0.1   (02:19:01 Apr 21 2016)

Usage: ./wcc [options] file

options:

  -o, --output          <output file>
  -E, --entrypoint     <0xaddress>
  -m, --mode            <mode>
  -i, --interpreter    <interpreter>
  -p, --poison         <poison>
  -h, --help
  -s, --shared
  -c, --compile
  -S, --static
  -x, --strip
  -X, --sstrip
  -e, --exec
  -C, --core
  -O, --original
  -v, --verbose
  -V, --version

jonathan@blackbox:~/wcc/bin$
```



Wcc : internals

The front end is build around libbfd. The backend is trivial C to copy each mapped section of the binary, handle symbols and relocations.

Benefit of using libbfd : the input binary doesn't need to be an ELF !

=> We can for instance transform a Win64 executable into ELF 64b relocatable objects...

DEMO

(Binary to object file to relocatable to
unstripped library)




WCC : demo

```
jonathan@blackbox: ~/wcc/bin
Fichier  Édition  Affichage  Recherche  Terminal  Aide
jonathan@blackbox:~/wcc/bin$ file /usr/sbin/proftpd
/usr/sbin/proftpd: ELF 64-bit LSB executable, x86-64, version 1 (SYSV), dynamically linked (uses shared libs), for GNU/Linux 2.6.15, BuildID[sha1]=30912def5c08318424e43362f5b5f17a72c26a59, stripped
jonathan@blackbox:~/wcc/bin$ ./wcc /usr/sbin/proftpd -o /tmp/proftpd.o -c
first loadable segment at: 40d000
-- patching base load address of first PT_LOAD Segment: 40d770 -->> 40d000
jonathan@blackbox:~/wcc/bin$ file /tmp/proftpd.o
/tmp/proftpd.o: ELF 64-bit LSB relocatable, x86-64, version 1 (SYSV), stripped
jonathan@blackbox:~/wcc/bin$ gcc /tmp/proftpd.o -o /tmp/proftpd.so -shared -g3 -ggdb
jonathan@blackbox:~/wcc/bin$ file /tmp/proftpd.so
/tmp/proftpd.so: ELF 64-bit LSB shared object, x86-64, version 1 (SYSV), dynamically linked, BuildID[sha1]=09ecb2d1daa1d7c45e0429b3b19cd2d728d430c5, not stripped
jonathan@blackbox:~/wcc/bin$
```

DEMO

(Crossing a Fish and a Rabbit)

PE + ELF = PELF



WCC : PE32 to ELF64

```
jonathan@blackbox: ~/wcc/bin
Fichier Édition Affichage Rechercher Terminal Aide
jonathan@blackbox:~/wcc/bin$ file /tmp/chrome.exe
/tmp/chrome.exe: PE32 executable (GUI) Intel 80386, for MS Windows
jonathan@blackbox:~/wcc/bin$ ./wcc -c /tmp/chrome.exe -o /tmp/chrome.o
bfd_get_dynamic_syntab_upper_bound: Invalid operation
first loadable segment at: 400000
-- patching base load address of first PT_LOAD Segment: 400400 -->> 400000
jonathan@blackbox:~/wcc/bin$ file /tmp/chrome.o
/tmp/chrome.o: ELF 64-bit LSB relocatable, x86-64, version 1 (SYSV), stripped
jonathan@blackbox:~/wcc/bin$ gcc /tmp/chrome.o -o /tmp/chrome.so -shared -g3 -ggdb
jonathan@blackbox:~/wcc/bin$ file /tmp/chrome.so
/tmp/chrome.so: ELF 64-bit LSB shared object, x86-64, version 1 (SYSV), dynamically linked, BuildID[sha1]=ea8ff1f1505af956d5826316d1d5d8d735c4a9c3, not stripped
jonathan@blackbox:~/wcc/bin$
```

DEMO

Native OpenBSD on linux

Binary reflection

Binary “reflection” without a VM

Now that we know how to transform arbitrary binaries into shared libraries, we can load them into our address space via `dlopen()`.

Let’s implement the same features as traditional virtual machines, but for raw binaries !

Whish list :

- Load arbitrary applications into memory
- Execute arbitrary functions with any arguments (and get results)
- Monitor/Trace execution
- Automated functions prototyping/annotation
- Learn new behavior
- Examine/Modify arbitrary memory



WSH : architecture

Loading is done via `dlopen()`.

The core engine/shell is built around lua.

Can be compiled with luajit to get JIT compilation.

Tracing/Memory analysis doesn't rely on `ptrace()` : we share the address space.

Lightweight : ~5k lines of C.

No disassembler (as of writing. Subject to change).

No need for `/proc` support !

Function names mapped in each library is dumped from the `link_map` cache.

Wsh : The witchcraft interpreter

Distinctive features:

- We fully share the address space with analyzed applications (no ptrace() nor context switches).
- Requires no privileges/capabilities (no root, no ptrace(), no CAP_PTRACE, no /proc...)
- No disassembly : fully portable (POSIX)
- Implements “reflection” for binaries
- Full featured programming language
- Interactive and/or fully scriptable, autonomous programs
- Has no types
- Has no fixed API : any function you load in memory becomes available in WSH
- Functions have no prototypes
- => Can call arbitrary functions without knowing their prototypes

Wsh : The witchcraft interpreter

Advanced features:

- Loads any code via `dlopen()` : this solves relocations, symbols resolution, dependencies for us.
- Secondary loader bfd based (could load invalid binaries, anything in memory).
- Dumping of dynamic linker cache internals (undocumented) : `linkmap`
- Breakpoints without `int 0x03` (use `SIGINVALID` + invalid opcode)
- Bruteforcing of mapped memory pages via `msync()` (0day, no /proc needed)
- Wsh can be compiled to do JIT compilation on the fly at runtime.
- Automated fuzzing/extended prototyping/functional testing

NONE OF THIS IS SUPPOSED TO WORK

Witchcraft
(Punk-C/Punxie)



Punk-C Language (WSH)

Lua Interpreter
+
“Reflected” C API
=
Punk-C

Witchcraft
DEMO

Witchcraft
DEMO ARM

Witchcraft
FUTURE WORK



FUTURE WORK

- Hide our own presence better in memory (second heap)
- Remote debugging, running process injection
- Shadow mapping, internal libraries tracing (recursive ltrace)
- ltrace/strace to valid scripts
- system call tracing

TO BE CONTINUED

Questions ?

